
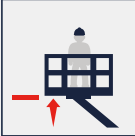
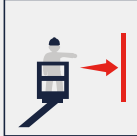

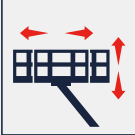


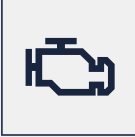
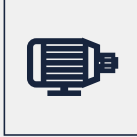









## SMX250 AXON

	25,10 m		23,10 m		8,0 m (250 kg) 11,80 m (80 kg)
	250 kg		1,40x0,70x1,10 m		90°+90°
	360°		-		2,5 kW/ 48 V Lithium /48 Volt
	 0,6 km/h  1,1 km/h		14°/25%		2600 kg

# SMX250 AXON

